

2010-2011 GENERAL FUND BUDGET REVENUES

TAXES

Gross Receipts Tax	3,104,847	65.02%
Property Tax	557,279	11.67%
Franchise Tax	115,000	2.41%
Motor Vehicle Tax	14,000	0.29%
Cigarette Tax	-	0.00%
Comp Tax	12,000	0.25%
Total Taxes	3,803,126	79.64%

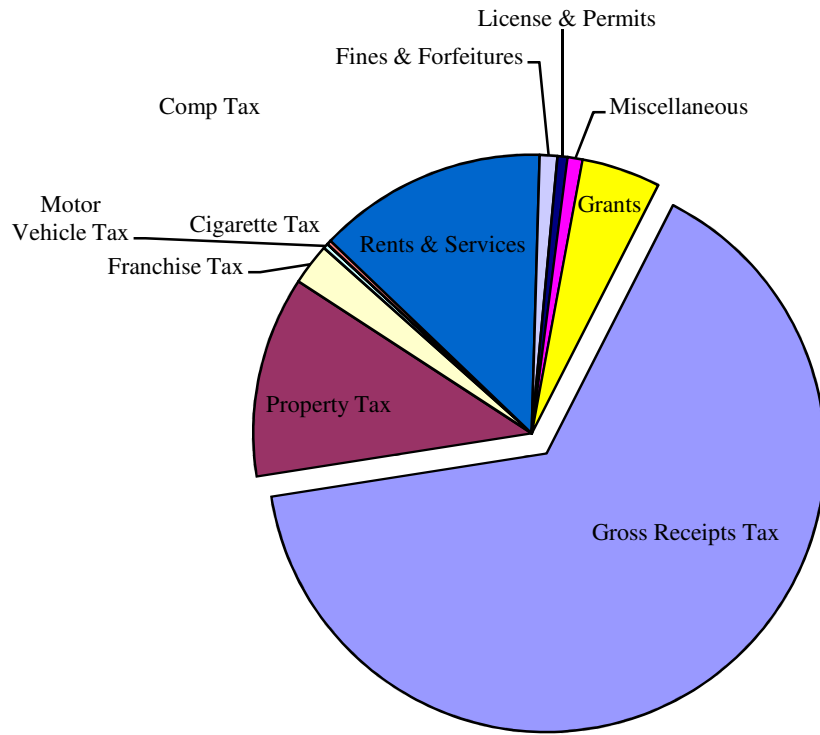
FEES CHARGED

Rents & Services	634,900	13.30%
Fines & Forfeitures	49,100	1.03%
License & Permits	28,000	0.59%
Total Fees	712,000	14.91%

MISCELLANEOUS

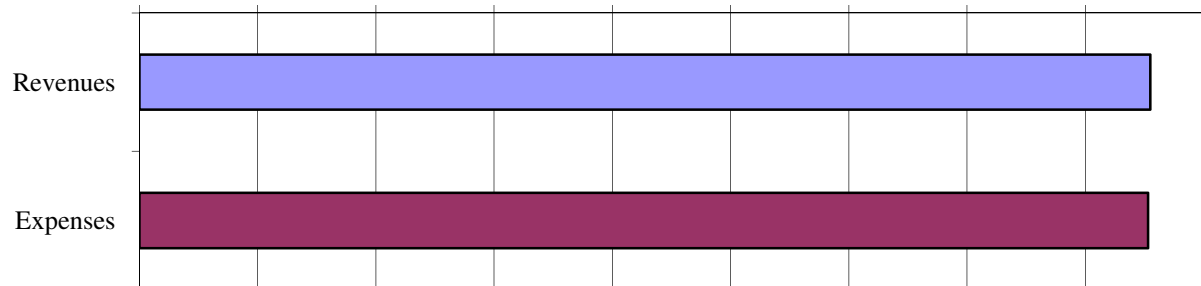
Miscellaneous	41,500	0.87%
Grants	218,535	4.58%
Total Misc.	260,035	5.45%

Total Revenues	4,775,161	100.00%
-----------------------	------------------	----------------



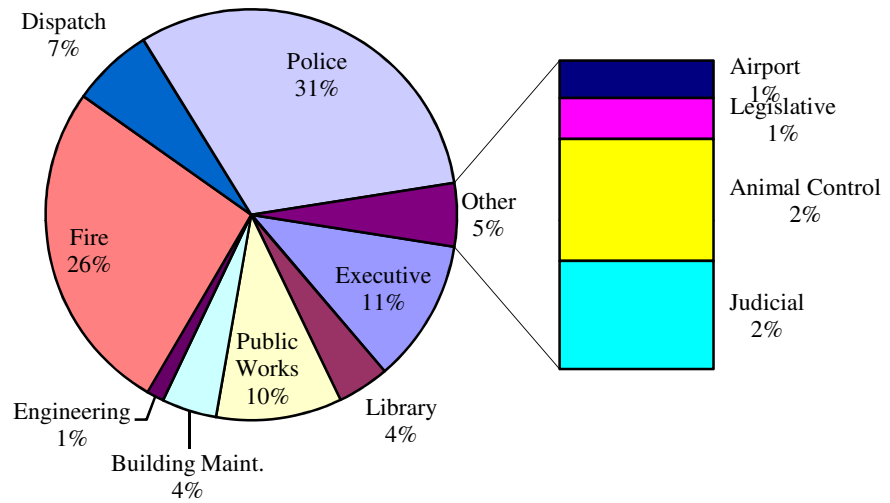
500,000 1,000,000 1,500,000 2,000,000 2,500,000 3,000,000 3,500,000 4,000,000 4,500,000 5,000,000

Revenues	4,775,161
Expenses	4,765,521
Net Transfers	(35,155)
Rev Over Exp	(25,515)



2010-2011 GENERAL FUND BUDGET EXPENSES BY DEPARTMENT

<u>Department</u>	<u>Expenses</u>
Executive	537,888
Library	194,320
Public Works	471,918
Building Maint.	205,462
Engineering	65,162
Fire	1,255,895
Dispatch	305,309
Police	1,492,299
Airport	28,600
Legislative	31,491
Animal Control	93,319
Judicial	82,858
	4,764,521



GENERAL FUND GROSS RECEIPTS TAX COMPARISON

